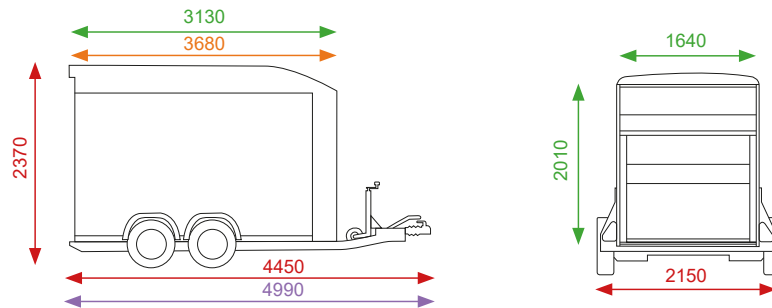


ROADSTER 500





Roadster 500



Roadster 500

Unladen weight = 625 kg
Max. gross weight = 1100 to 2000 kg

Outside dimensions 
Inside dimensions 

Roadster 500XL

Unladen weight = 655 kg
Max. gross weight = 1400 to 2600 kg

Outside dimensions 
Inside dimensions 

- Tandem-axle braked
- Pullman 2 Suspension (Low chassis and galvanised suspension system)
- Galvanised steel chassis with aluminium extrusion framework
- Roof and front one solid fiberglass part
- Plywood side walls
- Anti slip aluminium floor, 5 years warranty
- Shockproof ABS mudguards
- Automatic jockey wheel with manoeuvring handle
- Aluminium two-way rear opening door/ramp
- Protected lights
- Tie-rings x6
- Interior light
- Wheel shocks

PULLMAN 2
performance

Plywood



Aluminium



Aluline 5 YEARS WARRANTY
5 years warranty on aluminium parts

OPTIONALS

- Composite side walls
- Aluminium side walls
- Sandwich side walls + lateral flap
- Lateral door



500XL Version